



**Pacific** [www.capapac.org](http://www.capapac.org)



## *Zone* News

*The Newsletter for Photographers*



Investigator

*Allan Bargaen*

**Featuring:** CAPA and Photo Club News,  
Workshops, Technical Info and more  
– and on the web!

**Winter 2008**

**Editor/Publisher**

Ursula Easterbrook  
*urs@telus.net*, 604-948-1749  
 1444 Enderby Ave, Delta BC  
 V4L 1S5

**Advertising**

Lynne Kelman 604-541-4086  
*lrkelman@shaw.ca*

Full Page \$85.00, ½ Page \$45.00,  
 ¼ page \$30.00;  
 CAPA members 20% discount

**Distribution**

*Open position*

**Webmistress**

Shona LaFortune, 604-970-3850  
*webmaster@capapac.org*  
***www.capapac.org***

**District Representatives****Lower Mainland (shared)**

Allen Bargaen 604-270-1137  
*a23297@shaw.ca*

Judy Higham, 604-939-7002  
*higham@shaw.ca*

**Okanagan/Interior**

Natalie Chapman 250-503-1346  
*natchapman@shaw.ca*

**E. Kootenays**

Karen Crawford 250-489-5298  
*daystar-images@shaw.ca*

**W. Kootenays**

Joan Grodzki 250-825-0072  
*kootenayimaging@shaw.ca*

**Yukon**

Rusty Reid  
*rustyreid@northwestel.net*

**Vancouver Island**

Linda A. Baker 250-474-4957  
*johncandlindab@shaw.ca*

**Northern BC**

*Open position*

**Pacific Zone Executive  
Zone Director**

Rick Church 604-533-2746  
*rchurch@telus.net*

**Treasurer**

Margaret Fellmann 604-755-8810  
*mfellmann@shaw.ca*

**Secretary**

Rianna Stackhouse 604-685-1242  
*rsvpl@shaw.ca*

**Club Field Trips Co-ordinator**

Allen Bargaen 604-270-1137  
*a23297@shaw.ca*

**Club Services**

*Open position*

**Member Services**

CAPA members - Contact info: see  
 back cover

**Pacific Zone News** is

published quarterly and is  
 distributed to all CAPA Pacific  
 Zone Clubs and CAPA Indiv.  
 Members and Camera Outlets.  
 Open Web version can be found  
 on: **capapac.org**

The editor and CAPA cannot be  
 held responsible for the content of  
 any accepted articles, advertising  
 or postings of events that have  
 been submitted to the Pacific Zone  
 News for publication.

Opinions expressed in this  
 newsletter are those of the authors  
 and do not necessarily reflect those  
 of CAPA or Pacific Zone News  
 executive and advertisers.

Copyright

**Delta Printers**  
**604-943-9636**

**Closing Date for the**

**Spring Issue:**

**## Feb 1, 2008 ##**

*Future dates:*

May 1, Aug 1, Nov 1, 2008

# Editorial View

*Ursula Easterbrook*



As Allen said so nicely: “Wow, it’s November already!” Where did the summer go? So here we are, getting ready for many dreary days, or the coldest, shortest day, but also the Santa Claus parade and Chinese New Year, and many places to go: for eagles - Harrison Lake and Squamish, or for Christmas lights – VanDusen Gdns and any downtown, and the list goes on.

I’ve been without my computer (Otto) for a couple of weeks – so the newsletter is later than intended – sincere apologies to the Pacific Digital Club: they were caught in the cusp – but, at least their poster for their big event: **photomotion** is on [www.capapac.org](http://www.capapac.org), as will the PZNews be in a few days.

It was a challenge to do this issue – but fun, now that I can use colour photos to fill the pages! Except, I’ll have to remember to turn them all into B&W for printing, after e-mailing all the pages to the Sheena.

Pacific Zone News has undergone a small change – not having Otto, I did not have the same fonts! So I tried some others – maybe a cleaner look? Let me know what you think.

There were many partial pages and to fill the spots, I incorporated useful items. This produced a somewhat untidy layout, but at least you have the info.

Our advertisers are back – many thanks! We did loose Canadian Picture Framers – a big THANK YOU to them for the many years of support. They had not had any feedback that their ad was getting them customers. **So**, when you “shop” anywhere based on our ads, please let the advertisers know that you saw them in the PZNews.

Welcome to our new advertiser - OPUS, Framing and Art Supplies, located in Vancouver, Victoria, Langley, Kelowna and North Van. Note their special offer for December: 25% off their exhibition frames; they do mail orders for those of you unable to visit them – and those frames are sooo handy!

There is big news on the competition front: Judy Daniels won First Place in the World Wildlife Fund’s annual competition – look at their calendar.

Pacific Zone Executive still need a few places filled, but we’re welcoming Rick Church to his new position as PZ Director.

CAPA welcomes Judy Daniel as the Nature Competition Chairperson – congrats to all – and us for getting such powerhouse people working for us!

**Correction** : BC does not have an “Endangered Species Act” (US) and our federal act, such as it is, is called the Species at Risk Act.

## Cover Story:

Allen Bargaen photographed this curious pachyderm from the car, without his trusty 600 mm. This was one of the last wild animals that we were fortunate to photograph on the last day of our tour, as we were driving out of Kruger Park in South Africa.

To All of YOU from the Executive of the Pacific Zone/CAPA  
**Merry Christmas**, **Happy New Year** and **Merry Good Times**  
In Photography☘



## PZone Director's Notes

*From the 'former and temporary' Pacific Zone Director, Allen Bargaen, (CAPA Vice President)*

Wow, it's November already. The Snow Geese have arrived in Richmond by the thousands, and the fall colours this year are the best in several years. This is a wonderful time to get out and photograph nature.

By now most of you know that we have a new face at the helm of the Pacific Zone. Rick Church has assumed the responsibility for the Zone, and is quickly integrating into the group. Since Rick has been such an active person in the Lower Mainland for several years, he is no stranger to most of you, and he tells me he wants to meet the rest of you. Look for Rick, and I (in some cases) to come and visit you in the coming year. Rick can speak for himself very capably as anyone who has seen one of his presentations knows, so I won't attempt to do that for him. Please join me in welcoming Rick as our new Director for the Pacific Zone.

A Zone meeting has been planned - Club representatives and Executive members have been advised of the time and place. It will be at BCIT on Nov 30. The new photographic season has kicked off with great enthusiasm this year. Anyone who attended the sold out APAC 2007 weekend will have been impressed with their amazing conference and the quality of the speakers and presenters. The amount of first class information given to attendees was well worth the time spent at the conference. Thanks to the Abbotsford club for their hard work and exceptional organization. I'm betting that judges will be seeing a flurry of "Ortonized" images for the next little while as a result of Andre Gallants excellent presentations.

The winter season will see numerous other activities from the clubs that are similarly worth attending. Next up is the Pacific Digital's "Photomotion" show on November 24<sup>th</sup>. Two showings of members' Proshow Gold presentations, one in the afternoon, one in the evening, are certain to be outstanding.

This issue also sees the formal rollout of the Pacific Zone News in its e-format. Now you can read the issues on line at your convenience and enjoy the colours and wonderful photos from our members. Please send photos you'd like to have considered for publication to Ursula for future editions of the News. It would also be nice to have some personal photo stories to publish, along with pictures to make the story come alive.

I'd also like to take a moment to express my thanks to Ursula who does such an outstanding job with the Pacific Zone News, edition after edition. We appreciate your hard work and efforts on our behalf.

### **Oceanside Photographers Club.**

*Dave Graham, [djgrahamimage@gmail.com](mailto:djgrahamimage@gmail.com)*

We meet the first Wednesday of the month at the Qualicum Beach Civic Centre (7 pm). Our members come from Qualicum, Parksville, Nanoose, Nanaimo, Port Alberni and elsewhere, and are of all skill levels. We host monthly fieldtrips and issue monthly shooting "challenges". Also, we're wrapping up our first-ever long-term (3 month) "portfolio" challenge with participants shooting on one of 4 themes. Final presentation will coincide with a judging workshop. We're also getting Shona Lafortune to do an evening of Fit to Judge for our members. ■

Outer  
protection  
for your inner  
vision.

© Lowepro



Introducing Apex Collection



Built-in memory pockets keep your memory cards, ready accessible



Pockets for digital zoom & shock camera lens a lightweight and rugged design



Padded All Weather Cover™ protects against weather, sand and dust



On This Day - today's weather is unpredictable, the future of the planet is uncertain, and the world is changing. The only way to survive is to be prepared. Lowepro is here.

Support your local camera community by purchasing the Polar Explorer Ice Series messenger bag. Lowepro is here. [www.Lowepro.com](http://www.Lowepro.com)



## Club Information

### **The East Kootenays Region:** *Karen Crawford, DR*

This region has only one Photo Club - the Kimberley Camera Club. I attend their meetings when I'm able. I'm a full time Professional, member of PPABC. I have been teaching Photography through our Recreation Dept.. I just did 2 presentations for photography classes at our local High School; the teacher had recently attended the APAC Fall Seminar - she loved it!

### **Cowichan Valley Camera Club, Duncan BC**

*Ed Wiebe* [cvccecd@shaw.ca](mailto:cvccecd@shaw.ca)

We are an active small club with meetings bi-monthly and usually 25-35 members attending. [www.cowichanvalleycameraclub.com](http://www.cowichanvalleycameraclub.com) and we have a photo gallery on PBASE: [www.pbase.com/cvcc](http://www.pbase.com/cvcc) .

### **Fraser Valley Invitational 2008**

May 11<sup>th</sup>, Theme: LIGHT; Langley Camera Club: Ft Langley C.Centre.

### **Chilliwack Camera Club**

*Bob Knapp (pres)* [jrknapp@dowco.com](mailto:jrknapp@dowco.com)

Our club meets on the 2<sup>nd</sup> and 4<sup>th</sup> Wednesday – Evergreen Hall, Spadina and Corbould, Chilliwack. We have competitions each month, assigned subjects, Nature, Open. There are information discussions and special presentations.

Visitors are always welcome or visit our website **chilliwackcameraclub.com**.



## Open: Volunteer Positions - PZone

These positions need volunteers – get in touch with Rick Church if you're interested: [rchurch@telus.net](mailto:rchurch@telus.net)

### **Club Services:** the volunteer

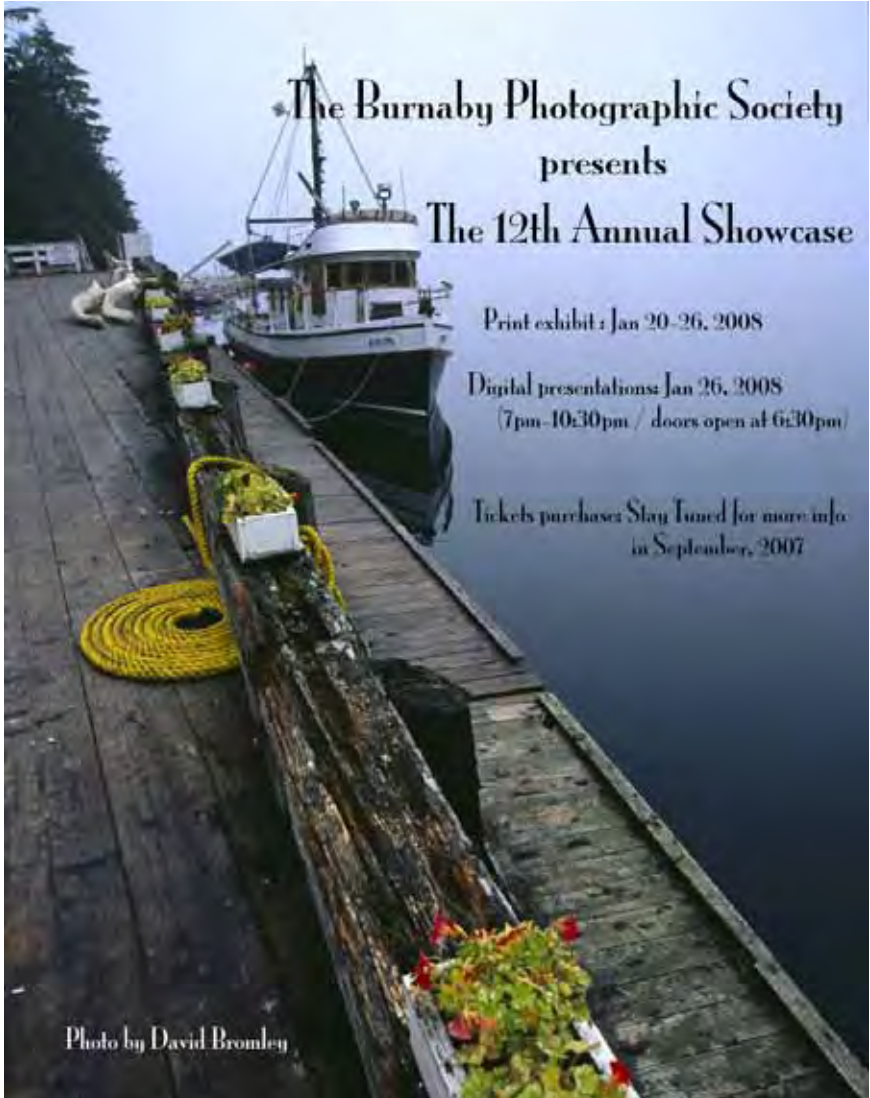
1. Compiles and updates contact lists of Judges and Workshop Leaders.
2. Liaises with the Learn to Judge leaders to contacts the grads.
3. Keeps eyes and ears open to find workshop presenters – ads to list.
4. Sends the quarterly updated lists to photo clubs on request

### **PZNews Distribution:** the volunteer

1. Mails the PZNews, once printed, to all the **few** clubs and Individual CAPA members who **do not have e-mail**.
2. Picks up and distributes the newsletters to all storefront advertisers in his/her area.
3. Keeps a log of all the newsletters used by advertisers and advises the Editor re number of PZN's required.
4. Distributes the newsletters to other suitable storefronts/ places/people.

### **District Rep. Northern BC:** the volunteer

1. Provides the communication link between the PZ Executive, CAPA and the Clubs in their area
2. Sends reports about Club/area activities to the Pacific Zone Director and the Editor of the PZNews, as required or requested. ☺



The Burnaby Photographic Society  
presents  
The 12th Annual Showcase

Print exhibit: Jan 20-26, 2008

Digital presentations: Jan 26, 2008  
(7pm-10:30pm / doors open at 6:30pm)

Tickets purchase: Stay Tuned for more info  
in September, 2007

Photo by David Bromley

**Exposure Gallery** <http://www.exposure-gallery.com/>

754 E Broadway (south side of street between Fraser & Prince Albert)  
Photographic Gallery – check for shows.

**Vancouver Art Gallery** [www.vanartgallery.bc.ca](http://www.vanartgallery.bc.ca)

750 Hornby, Vcr

thru' Jan 13 Georgia O'Keeffe – Nature and Abstraction + photos by Stieglitz

thru Jan 20 Roy Arden – mid-career overview. ☺



## A Whole New World

*Chris Hopkins, Delta Photo Guild*

After becoming a certified scuba diver years ago, I have enjoyed many exotic underwater treasures in far off lands. Learning and practicing the sport literally opened up a new undersea world for me, with vivid memories of fascinating corals, fish, and a multitude of other interesting creatures.

Well, it's happened again.

Photography, and more specifically macro-photography, have opened yet another world for me to enjoy. Walking through parklands, gardens and wooded areas for 6 decades, I simply passed by and never noticed a myriad of things small and beautiful.

An example is the plain old thistle in its early stages of flowering in the spring. To me it was just another obnoxious weed, complete with prickles and other unpleasant foliage. Now, when I take a very close look, there's a beautiful deep purple symmetric design just begging for a look through the macro lens. A full TV or computer screen image of the intricate detail and shades of colour can be enchanting, especially if there are dew drops or sun lighting from a choice angle.

Over and over again, I have strolled with my favourite spaniel through a large array of wild roses, never paying much attention. Being a little more serious with close up photography, I now find myself peering into the centre of the bloom at stamen level, looking for tiny intruders. This new observation practice has provided much pleasure, heightened of course, when tiny critters are encountered. Even the bugs often turn out to be beautifully shaped, marked, and coloured. It's a world I never knew.



Another glowing example is the common broom that every spring turns many bush-lands yellow. That's about all it did, while attracting very few admirers. Now, on close examination, the blooms are often brilliant red and yellow, and sometimes have a lady-bug, or ringed snail along for the ride. Up close with its long stamens, the individual flower is very pretty. Again, all this could easily be missed without the discerning eye of macro-photography.

And finally, during a recent group visit to some spectacular organic flower gardens on Saltspring Island, I looked for a few minutes at how most of the folks walked through the grounds drinking in the various displays. Most were back at the bus wanting to move on to our next stop. To me it was obvious; they had missed half the show. The close up intricate coloration and design of these unusual blooms from a few inches away was often spectacular. My macro-lens was smoking, and I was late for the bus.

I'm glad I got a bit more serious about photography.

*Ed. comment: after a lecture by Duane Sept on his book: Mushroom Mania, Chris is now to be found snailing along the forest floor, macro in hand. ☘*

# Photo Expert

www.photoexpert.com

*Products and prices  
to make you smile...*



5D

Family run for  
31 years.



D2XS



1D Mark III

Canon and Nikon  
authorized  
pro dealer.



D200



L series lenses

Cantrex "National  
Dealer of the Year"  
2004, 2006.



VR series lenses

## We Do...

Large format printing  
Coffee Table books  
Wedding books  
Mugs  
Cutting Boards  
T-shirts  
Canvas prints  
Artist's Rag prints  
Mounting and laminating  
Book Binding

**Scan your  
prints and  
slides...  
cheap!**



email [brad@photoexpert.com](mailto:brad@photoexpert.com)  
for a quote!

# Canon

we know PRO

Authorized Professional Products Dealer  
7113 -120th Street - Delta, B.C. 604-591-8833

# Photographic Places



Chinese New Year - Sunday, Feb 10, 2008

The traditional Parade is in "Old Chinatown" Vancouver. The parade starts at noon, but you'd better be there earlier (by 11am) to get good shots while they're getting organized; don't forget to look into the Community Centre to get shots of the girls in costumes.

Dr Sun Yat Sen Chinese Gardens also offer special photographic opportunities. Afterwards, you must indulge in a Chinese lunch or dimsum; restaurants outside Chinatown are probably not quite as crowded.

It is the **Year of the Rat**– Gong Xi Fa Ca! (Mandarin) which means, "Congratulations, you will be rich!"

@@

# Foto Image Works

*Kick start your visual creativity*

April 26 - 27, 2008

Three Master Photographers, two days, six different topics

Come and get

Educated....Motivated.....and Illuminated



## Live Shooting Demos

Book Now and Save

[www.fotoimageworks.com](http://www.fotoimageworks.com)



# North Shore Challenge

presented by

**The North Shore Photographic Society**

---

**Saturday, March 01, 2008, 7:00 p.m.**

Kay Meek Centre for the Performing Arts  
1700 Mathers Avenue, West Vancouver

Admission \$15.00

Call Marilyn at 604-986-0659 for Information

Call Cheryl at 604-986-2159 for Tickets

Or email: [cyates@paralynx.com](mailto:cyates@paralynx.com)

*(Reserve early as this event often sells out)*

---

- Live adjudication of images from 29 photo clubs
  - Best image and best club awards
  - Door prizes
  - Free refreshments at intermission
- 

Kay Meek Centre located ½ block West of 15<sup>th</sup> on Mathers.

For further directions go to the Centre's website.....

[www.kaymeekcentre.com](http://www.kaymeekcentre.com)

**24th Annual Invitational Slide/Digital  
Image Challenge** [www.nspc.ca](http://www.nspc.ca)

# Items of Interest



## **Autostitch** (from Vincent-info@photoclubvancouver.com)

This is a cool program developed at UBC that automatically creates panoramas from a variety of different photos of a subject, even if they were not perfectly aligned. Here is the link in case anyone wants to try it. It's a free download or go to Google Autostitch  
<http://www.cs.ubc.ca/~mbrown/autostitch/autostitch.html>

## **Valuable Websites** (jackmacdonald@telus.net)

**www.strobist.com** Fantastic resource for learning about off-camera lighting with small flashes. Be sure to look at the entire "Lighting 101" section -- it'll keep you busy for a while! **www.flickr.com/groups/strobist/**  
And finally, here's the site for a freeware that I use for managing digital camera files on my computer. Best that I've seen in its class! **www.faststone.org/**

## **Free Music** (from dave@imagebyinterface.com)

Search and sample the thousands of music archives at [www.freeplaymusic.com](http://www.freeplaymusic.com) for license free home use. You can select short and long versions of each title and download as MP3's for quick insertion into your shows. Use the free iTunes (from [www.apple.com](http://www.apple.com)) to manage all your audio files and import your music CDs.



## **Lens & Shutter Opens in Kelowna!**

We are very excited to now be open in Kelowna. Our newest store located at 2061 Harvey Avenue offers an extensive range of photographic equipment, accessories and services. Please come and visit us, our staff will be delighted to welcome you and show you how we can help make your photography more enjoyable and fun!

## **Camera Show & Swap Meet**

Organizer: Aperture Camera Club. Francis, Jacky & Alvin 604.266.9891

**Dec 02** Richmond Cultural Centre (Library) Show time: 8:30 – 10:00 am

Admission: vendors: \$ 40, Collector Preview: \$ 10, Public \$ 4

## **Never Spook the Animals Wildlife Photography**

Roberta Olenick, M.Sc., [rolenick@telus.net](mailto:rolenick@telus.net)

I am pleased to announce that I now have my very first website featuring my photography: [www.neverspook.com](http://www.neverspook.com). As time goes by, I will add blogs to the Notes From the Field section and add images to the portfolios.



A Juried Exhibition of Photographic Art.

This year, the event was another success – see the winning photographic prints on: [www.deltaartscouncil.com/](http://www.deltaartscouncil.com/)

You should keep this on your calendar to enter next year – closing date:  
**mid-October 2008, it's never too early to plan/prepare.**





## Too many photos clogging up your PC?

You love to take lots of photos, but your PC only has room for so many. Add more and risk a sluggish PC, or worse.

With **foto depot** from Foto Source, you can upload and order prints from your own home or office easily, quickly and securely. *Just point and click!*

Visit [www.whiterock.fotosource.com](http://www.whiterock.fotosource.com) for details today!

15138-16th Avenue  
White Rock, B.C V4B 3E5  
Phone: 604-531-8344  
[fotosource34@fotosource.com](mailto:fotosource34@fotosource.com)

 **foto source**<sup>™</sup>  
Get it right, from the **source!**



## Remembering Glenn Mok

*Modified from his family's "Tribute to Glenn Kwok Leung Mok"*

Glenn was born and spent most of his childhood and younger years in Hong Kong. He worked as a Radio Officer on several steamers and travelled to many places in SE Asia, using this opportunity to follow his passion - photography. Glenn gave up seafaring when he married Helen, and joined the HK Post Office as an Inspector. In 1977, he and his family moved to the Vancouver area, then Ladner, where he worked as a customer engineer in the computer field, but spending a lot of time on his photography and attending courses at Emily Carr. After 10 years, he started his own photography business – doing wedding, portrait, product and location photography.

Glenn's true passion was the arts. He loved classical and contemporary music, gardening, and, most of all, photography. Capturing nature in all its forms was an ongoing challenge, which he practiced in the company of other well-known photographers and friends, like Fred Chapman. He excelled in people portraits, table-top set-ups and nature, as well as graphic shots. He was intrigued by and lectured on photojournalism, using copied slide and print examples from many professional photographers that he admired.

He volunteered in many capacities on the local CAPA Executive, and judged often at Lower Mainland clubs for slide, print and slide essay competitions. He was one of the committee that first created the Fit to Judge course and its Sequel. He distributed the Pacific Zone News for many years. He was also very involved in the local camera club scene, and became a popular competition judge and presenter: eg. basic photography, especially composition. He was a member of the Delta Photo Guild and more recently of the Crescent Beach Photography Club, where he was President.

"Glenn was one of the best judges I have ever known. He had the technical knowledge, but also insight, tact and sensitivity. He wrote the philosophy section for the Fit to Judge "Sequel", which we now use as the basis for the Learn to Judge course. He had a great dry sense of humour and lots of stories. He was a very private individual in what he did outside of the photo world. He presented Fit to Judge for one of the Chinese clubs. " Shona LaFortune.

After retiring in '98, he dedicated much of his time to his granddaughter Rayne – you could frequently meet them at the Reifel, camera in hand.

"He was well respected by all who knew him and will surely be missed."

## Freedom

Photography is an art form; art is used to express feelings and emotions. When you make a photograph, it is your viewpoint that is expressed. Viewers may not understand your viewpoint due to cultural, sociological or personal differences. When you point your camera and freeze that moment of time, you are free to express yourself – but viewers are free to interpret the photograph for themselves or to dislike it. It has nothing to do with you. ✍

*Express Pack 8  
Photo Backpack  
model 3548*

*Express 6  
Camera Bag  
model 3536*

*Express 5  
Camera Bag  
model 3535*



## New Express Series

Tamrac's stylish new Express Series combines upscale, contemporary designs with the functionality that only a Tamrac camera bag provides. These sophisticated products deliver quick access and protection to photo equipment without sacrificing style.



Tamrac Bags Marketed and Distributed in Canada by Amplis Foto  
22 Telson Road Markham, ON L3R 1E5 T: 905.477.4111 F: 905.477.2502 [www.amplis.com](http://www.amplis.com)



## THE OKANAGAN

*Natalie Chapman, CAPA Okanagan DR*

It's been a busy Fall in the Okanagan, all clubs with full programs. Here are hi-lites:

**Summerland C.C.** hosts **Ole Westby**: nature photographer extraordinaire, on **Nov 28<sup>th</sup>** he will present his educational nature and computer techniques.

**The Shuswap Photo Arts Club** (Salmon Arm) meet 2<sup>nd</sup> & 4<sup>th</sup> Mondays. They're making use of the new NEC LT 30 Digital projector with the DR's recent CAPA presentation; Martin & Myrtle Kylo's visit to the Tibetan Plateau, and the Annual Photo Rally held in Enderby. Ian and Wendy Clay will host an afternoon of "Travels in India" at a local theatre **Nov 18<sup>th</sup>**.

**The Vernon Camera Club** meet on the 2<sup>nd</sup> Thursday, The People Place, 7:30pm. A slide show and Print display is in the works, TBA

**COPS** meet at the Kelowna Yacht Club, Tuesdays at 7:30pm. This is a great venue and the club is thriving with many new members. **Nov 13<sup>th</sup>** will be the Print and Digital Projected Image Evaluations - judge Natalie Chapman. **Nov. 27<sup>th</sup>** Laura Tucker will present part "Two" of How a Camera Thinks and will focus on shutter speed; Digital Tool Time - optimizing your images with Levels and Shadow Hightlight controls. **Dec 4<sup>th</sup>**, Ole Westby will present "My Love of Nature Photography" - Light, Composition and Computer Enhancement Techniques.

**The Kamloops Photo Club** - Natalie Chapman will make a CAPA presentation to this active group in Mid-January. News about Kamloops in the next PZN.

**Plans for 2008** - Kelowna, COPS and Lightroom clubs will host the Annual Photo Rally. TBA..Carol Davis is looking into locations in either Osoyoys or the Slocan for next years CAPA Club outing. TBA..Discussions are taking place to host a Mini Seminar in 2009 with several Special guest presenters. Watch this column for more details about these forthcoming events.



For Sale:

Nikon Camera gear and more -100% new or in excellent condition. See: [http://www.clementi.hk/cgi-bin/topic\\_show.cgi?id=57&h=1&bpg=1&age=0](http://www.clementi.hk/cgi-bin/topic_show.cgi?id=57&h=1&bpg=1&age=0)  
Danny Chan



Gallery on Bowen Island

**Jan 11-27** Exhibition of photographs - Roger Willoughby-Price; opening reception Sunday, Jan 13 1-3 pm. [www.willoughby-price.com](http://www.willoughby-price.com), <http://www.pbase.com/rogwp>



Spirit in the Grass - The Cariboo Chilcotin's Forgotten Landscape

"The stunning images in this book evoke wonder and awe, which are essential if we are to love and fight to protect such sacred places" - David Suzuki <http://www.chrisharris.com/>.

①

**EPSON**AUTHORIZED DEALER  
SERVICE & WARRANTY CENTER**TRICERA**  
IMAGINGFINE ART & PHOTOGRAPHIC  
**LARGE FORMAT  
PRINTING**NOW WITH 64 INCH  
WIDTH CAPABILITYTricera's  
In-House Large Format Digital  
Studio Operates the Latest  
Epson Technology to Produce  
Superb Photographic and  
Giclee Archival Prints.With a print width of 64" and  
the full range of Epson Media to  
choose from, the only limitation is  
the scope of your imagination.[@tricera imaging](#)We stock Epson's full range  
of media, including Ink Jet,  
Photographic, Archival, and  
Fine Art papers, as well as  
Professional Roll Stock.Huge inventory of all Epson  
Ink Jet cartridges, Photo,  
Durabrite, Ultrachrome, Hi-  
Gloss Ultrachrome, and the  
new K3 inks. Try us for that  
hard to find cartridge.All inventory at prices too  
good to advertise. Call for  
pricing.Store Hours  
MON to SAT 9 to 5  
SUNDAY - CLOSED  
FREE PARKINGOutstanding Value On 13" Wide  
Photographic & Fine Art Printers**STYLUS PHOTO  
R2400**

- 9 Epson UltraChrome K3 inks
- Resolution 5760 x 1440 dpi
- Optimized inks for B&W photos
- Fade-resistant color last over 75 yrs
- B&W prints that last up to 200 years
- Prints on canvas, posterboard & art papers

**\$739.00**  
*after mail-in rebate***STYLUS PHOTO  
1400**

- New Claria 6-colour Hi-Definition Ink
- DX5 Ink Droplet Technology
- Up to 5760 x 1440 dpi
- Direct CD Printing

**\$289.00**  
*after mail-in rebate***STYLUS PHOTO  
R1800**

- 8 Color Archival High Gloss Inks
- 13" Wide Format
- 11 x 14 in 1min 50 sec.
- Direct CD Printing
- 1.5 Picoliter ink droplet

**\$439.00**  
*after mail-in rebate*The New  
**EPSON PRO 3800**  
Photographic &  
Fine Art Printer

## Features:

- Three-level Black ink system
- Ultramodern screening technology
- Auto-sharing Photo and Matte Black ink
- Cut-sheet media handling 4x6 to 17x22
- 80 ml, pressurized, hi-capacity ink cartridges
- USB 2.0 and 10/100 Base-T Ethernet connectivity

## Location

203 -1836 west 5<sup>th</sup> avenue Vancouver. BC  
telephone. 604.733.5702 fax. 604.733.5470  
salestriceraimaging@shawbiz.ca www.triceraimaging.ca



*Jacques S. Mailloux, CAPA President  
announces the appointment of*

## **Rick Church**

**Pacific Zone Director for CAPA.**

*Allen Bergen*

Rick lives and works in the Langley, BC area in the aviation industry. He says he was hooked on photography when he bought his first SLR, a Fujica 701, in 1971. Now he

uses Konica-Minolta digital equipment for most of his photography, but still shoots 35mm slide film and medium format. His photographic interests include wilderness and nature, as well as scenics and macro, but he will try pretty much anything.

Rick has been an avid outdoorsman for most of his adult life. For the past 30 years he has spent as much time as family and career has allowed in the woods and mountains of British Columbia. His activities have involved hiking, fishing, hunting, camping, and photography. He worked as a big game and fishing guide for several years. He also flies bush- and float-planes for access to remote areas. For the past 7 years he has organized summer and winter camping trips, attended by members and families of the Langley and other Lower Mainland clubs. He has extensive experience tracking and stalking game animals with camera in hand, and has many interesting wildlife stories to share.

His lifestyle and career in aviation allows frequent travel and he always has a camera with him as he sees the world. Rick combines his love of photography with his passion for flying in aerial photography. For the past few years, Rick has presented Macro workshops at the annual APAC Photo Conference in Abbotsford, the "artShots" sessions in Delta, and on request at various corporations and camera clubs around the Lower Mainland.

Rick is a long time member of the Langley Camera Club, and has served as their President twice. He is also a sought after CAPA judge and is frequently called upon to offer his expertise in club competitions. Rick is happily married to Pauline, has two lovely daughters and two wonderful grandsons. As the new Zone Director, his plan is to make good use of the many resources and people in the BC region for the benefit of all CAPA members. Chris Sheffield, past Pacific Zone Director, was a close friend and a Langley Camera Club member. Rick is personally familiar with Chris's high level of dedication to CAPA, and looks forward to following his high standard of service.

### Creative Effects

"Orton"/Dreamscapes how-to websites

<http://www.pcin.net/update/2006/11/01/the-orton-effect-digital-photography-tip-of-the-week/> <http://www.naturephotographers.net/articles0106/dw0106-1.html>

### Quotable Quote

English writer and amateur photographer George Bernard Shaw once said about the photographer: "The photographer is like the cod who lays a million eggs so that one may hatch."

# CAPA Field Trips

Allen Bargaen, Pacific Zone Field Trip Chair

Wise adventurers will call before the scheduled outing to ensure it is still a go. For further info on these trips, please contact me at [a23297@shaw.ca](mailto:a23297@shaw.ca) or 604-270-1137. On the day of a trip, reach me on my cell 778-549-2546. Go to [www.capapac.org](http://www.capapac.org) for an update on Field Trips as well as learn about unscheduled trips planned after publication of this newsletter.



## November 17th, 12:00 Noon - Brackendale Eagles

*Photo courtesy of Allen Bargaen*

Come to Brackendale for the annual Eagle migration and witness the amazing spectacle of hundreds of Bald Eagles feasting on spawned salmon. We will meet at the Eagle Information Centre on the Squamish River Dyke. From Hwy 99, turn west on Mamquam Road, and go right on Government Road to the Eagle Information Centre.

Bring rain gear. Some of us will be having an early lunch at 11:00 am, before heading out to the Eagles, so if you'd like to join us, call me on my cell at 778-549-2546 for directions to the Eagle's Nest Restaurant at 41340 Government Road, Brackendale, BC. (604) 898-4444



## December 15<sup>th</sup>, Noon – Reifel Bird Sanctuary

Yes, it is cold and damp in December, but when did that ever stop a dedicated birder? This is a great time to go to Reifel and photograph the Lesser Snow Geese and the many other birds to be found in this area. We will meet in the parking lot at 10:00 a.m. See you there.

**Photo courtesy Reifel Sanctuary**


## February 9<sup>th</sup>, 2008 - Lion's Gate Bridge Photos

Meet at **08:00 am** at the lookout on Cypress Bowl Road in West Vancouver for a chance to photograph the bridge in early morning light. If we're lucky, the morning fog will surround the bridge partially giving us ample opportunity to take some dramatic photos here. Afterwards, weather dependant, we will drive to the top of the hill to photograph the snow covered trees and alpine area. *Photo credit unknown*



## March 15<sup>th</sup> – Burnaby Lake Regional Park – 10:00 a.m.

**Photo courtesy of Park website**

This park is described as an oasis for birds and humans alike. At this time of year, the birds have returned, and are busy with nest building and brooding their eggs. There are Beaver and Muskrat in the area, as well as Douglas and Flying Squirrels. The flowers are out, offering yet another opportunity for photography. Meet at the end of Avalon Avenue to park and begin our adventure. 

Beau Photo is dedicated to all of you who love black and white printing. As film and paper companies change or disappear, we are finding other great products that continue the tradition.



Foma film and paper comes from the Czech Republic and has a big following in Europe and the U.S.

They have been producing film and paper since about 1930, and their product line includes warm and neutral tone paper in both fiber based and RC, and film in 35mm and 120. These papers are excellent for fine art printing and toning. Try it and see for yourself!



Foma film and paper is available in Canada at Beau Photo!

**BEAU**  
**PHOTO**

Beau Photo Supplies  
1520 West 6th Ave.  
Vancouver, BC V6J 1R2  
ph.604.734.7771  
fax 604.734.7730

[www.beauphoto.com](http://www.beauphoto.com)



[film@beauphoto.com](mailto:film@beauphoto.com)

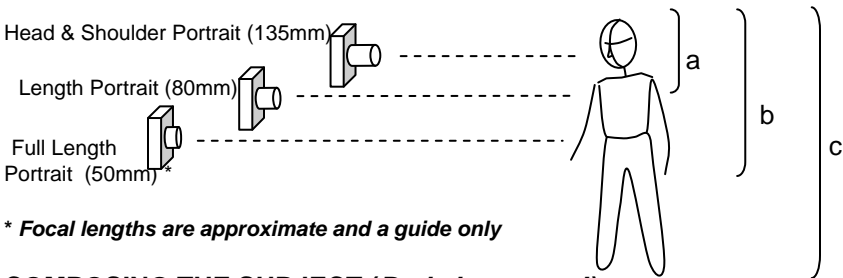
# A Guide to Composing Classic and Contemporary Portraits (Part 3)

André Cabuché, AFIAP © 2006 [www.andrecabuche.com](http://www.andrecabuche.com)

*Ed Note: Watch for Part 4 of this series of articles in the next issue*

## LENS POSITION & FOCAL LENGTH

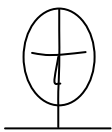
Using an appropriate normal or short telephoto lens at the proper height can produce natural perspective in a photographic image. Generally speaking, the camera lens should be at a height midway between the top of the subject's head and the lowest part of the torso in the image: e.g. for a head & shoulder portrait (a) the camera should be level with the subject's mouth; for a ¾ length portrait (b) about mid-chest high; and for a full-length portrait (c) about hip or waist high.



## COMPOSING THE SUBJECT (*Body Language!*)

### ANGLES AND THEIR EFFECTS

**Head, Neck and Shoulders** – generally speaking, the head and neck will appear relaxed if the head is tilted at a slight angle away from an upright position. Tilted towards the far shoulder suggests a masculine look, tilted towards the near shoulder produces a feminine look. Shoulders should be angled so that the shoulder furthest from the camera appears lower than the other shoulder - this will help reinforce the effect of perspective in the image



**Upright appears static**



**Masculine or Neutral Tilt**



**Feminine Tilt**

**The Torso** – If the subject's torso is facing straight towards the camera it will appear somewhat flat and wide, therefore it is better to have the subject's torso turn slightly away from the camera – this helps add to the 3rd dimension and will also help to slim the subject. **Note:** A camera lens can add 10 to 20 lbs to a subject in front of the camera.

*Cont'd>*

# Final Touch Frames



*"We Hope You'll  
Like Our Frames"*

- ★ Art Supplies
- ★ Photo Specials
- ★ Mats: Sheet & Pre-cut
- ★ Ready-Made Frames
- ★ Fast Friendly Service



**CUSTOM FRAMING**

**AMPLE FREE PARKING**

**1947 Quebec St.**

@ West 4th Ave.  
North West Corner

**604 873 3992**

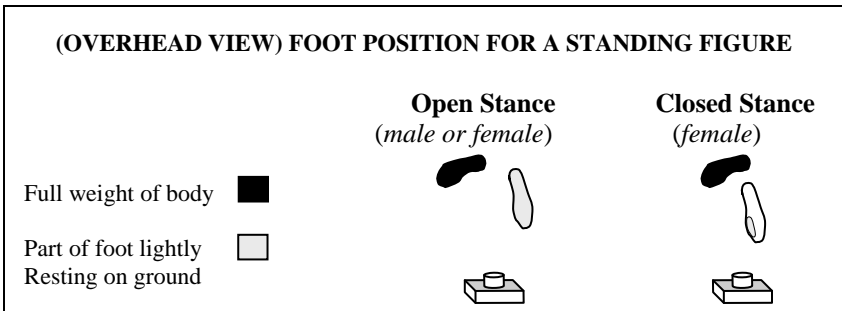


9 - 5 Mon. to Fri. 10 - 5 Sat.



If the subject's torso is too upright or leaning slightly back, it will suggest aloofness, whereas if the torso is leaning slightly forward and towards the camera it can imply friendliness, sincerity or approachability. Having the subject lean towards the camera will also help keep the size of the subject's head in proper proportion to the rest of the body.

**Feet and Legs** – Normally, a 'standing' figure will appear more relaxed and natural if the weight is on the back foot or, on the foot that is flat on the ground. Ensure that part of the back foot (heel) does not protrude beyond the outer edge of the front leg or ankle; otherwise the protruding heel will look like a growth or bump on the front leg or ankle.



**Hands and Wrists** - Hands usually appear larger in a photo than they really are, that is in proportion to the rest of the body. To help minimize their size avoid showing the full flat front or back surface of a hand. If it's possible, show the edge of the hand to give a slim profile - *note the slim appearance* > Bending the wrist and the knuckles can help to minimize the size of a hand; this will also help to emphasize the 3rd dimension of the hand.




**Male Hands** – The male hand looks better if the wrist is firm and bent slightly backwards, with the first row of knuckles bent and the rest of the knuckles relaxed (*note the image above*). The male hand can also look natural when it's formed into a loose fist. Avoid showing a male hand with the palm upwards unless it is holding a heavy object, or the person is using their hand(s) to emphasize a point while speaking.

**Female Hands** – The female hand and wrist can look natural in any of the male, as well as other, positions. The female hand and wrist can be held limp with the wrist bent forwards or flopped over. The position of the fingers is very important to a natural look.

**Cont'd>**

## *The Fine Art of Imaging since 1967*

CustomColor has a long standing reputation as one of British Columbia's finest photographic labs. For over thirty years we have been providing professional quality processing and printing for our clients. Excellent service and a superior product have always, and continue to be, the cornerstone of our business.



### *Bring Your Images to Life on Fine Art Paper*

We invite you to come, visit our Digital Department and see what we can produce. Our digital technicians incorporate both tradition and innovation in producing fineart prints with archival pigmented inks on watercolor papers and canvas. We work exclusively on Hahnemuehle's Mould-made William Turner and Legion's Premium Canvas.

# **CustomColor**


## **Professional Imaging Lab**

910 Beatty Street, Vancouver, BC, V6Z 3G6 604-681-4160

**NEW  
HOME**

Note: **Custom Color** moved to a new location: Smythe/Beatty - just off the north end of Cambie St bridge.

They can be almost flat, but with the knuckles relaxed, with the index finger slightly raised from the other fingers – *note the image on the right*.



**Hint: Don't have all fingers flat and tight together as it looks very unnatural!**

Part 4 will cover 'Composing the Individual Subject'.



## Tours & Workshops

**Spirit of the West Photo Adventures presents:**  
[fotolady@telus.net](mailto:fotolady@telus.net), [www.fotolady.bc.ca](http://www.fotolady.bc.ca), 1.604.824-6286

**\*Nov 24 - 9:00 am - 4 pm Digital AV Workshop: ProShow Gold**

at S.U.C.C.E.S.S. Office #204 (2nd floor) 8268 Granville St. Vancouver; \$125.00 includes lunch, Demo CD, and the change to win a complete Pro Show Gold software package.

**In 2008!**

**\*Jan 28 - Feb 5, 2008 Yellowstone in Winter - book early: limit to 7.**

**\*June 14 - 22, 2008 Flowers in Waterton National Park - Alberta**

**\*Sept 11 - 27, 2008 Turkey - designed for photographers**

### Costa Rica Photo Tours 2008

Regular tours January thro' March and July; a special tour to Panama in February. All tours will be a combo land and air, to eliminate half of the driving and increasing the amount of shooting time. As in past years there is a discount for groups of six or more for all camera club members. [www.cphototours.com](http://www.cphototours.com)

**OPAW 2008 - [www.opaw.ca](http://www.opaw.ca)**

**Aug 8-10 2008 book that date !**



... see, lenses with bigger aperture are always better...



*Advanced  
Technology  
Innovative  
Designs*  
**Canon**

*We invite you to explore  
the latest Canon Digital  
Photography Products  
at Lens & Shutter  
- a premiere photo  
destination in Canada.*



**"UNQUESTIONABLY THE BEST PLACE TO SHOP  
• THE RIGHT CAMERA AT THE RIGHT PRICE"**

## **Lens & Shutter Cameras**

*"We're All About Photography with Great Service, Great Selection and Always Competitively Priced"*

VANCOUVER  
**KITSILANO**  
2912 West Broadway  
**604-736-3461**  
1-888-736-3461  
[broadway@lensandshutter.com](mailto:broadway@lensandshutter.com)

WEST VANCOUVER  
**PARK ROYAL**  
992A Park Royal South  
**604-925-1108**  
[parkroyal@lensandshutter.com](mailto:parkroyal@lensandshutter.com)

ABBOTSFORD  
**SEVENOAKS**  
32900 South Fraser Way  
**604-557-0029**  
[abbotsford@lensandshutter.com](mailto:abbotsford@lensandshutter.com)

OKANAGAN  
**KELOWNA**  
2061 Harvey Avenue  
**250-762-2221**  
[kelowna@lensandshutter.com](mailto:kelowna@lensandshutter.com)

VICTORIA  
**FORT STREET**  
615 Fort Street  
**250-383-7443**  
1-888-383-7443  
[victoria@lensandshutter.com](mailto:victoria@lensandshutter.com)

# What do I Photograph? Why?



Dirt Bike Trails, Factory Butte, Utah, USA  
© Michael Elkan, Vancouver, British Columbia, Canada  
Special Mention, 2006 Barff Mountain Photography Competition

## Beauty vs Utility

[www.michael-elkan.com](http://www.michael-elkan.com)

Early on a mid November day on Hwy 24 in Utah, driving towards Capitol Reef Nat'l Park, I was awe-struck by the majestic, architectural form of Factory Butte rising blue-grey beyond the ochre hills of the Badlands in this area of the high Colorado Plateau. As I

stopped the car to photograph this sublime vista, I was shocked to be confronted by off-road vehicle tire tracks scarring the landscape. I photographed the scene, capturing one dirt bike traversing the low shale hills still wreathed in wisps of dust thrown up minutes earlier by dozens of bikes.

Michael Elkan is an active member of the North Shore Photographic Society and Photoclub Vancouver.



## Inner Art

Brian Martin, [brian&freda@telus.net](mailto:brian&freda@telus.net)

The peas represent us as humans, basically all alike at first glance, and the few who manage to break loose of the sameness of life within the pod and roll along through as individuals, but individuals still very much products of our environments. Most stay together and fall into the comfort of tomato

soup because they know no better or need to be warm and comfortable with others around them no matter how ordinary or bland it gets - unfortunately like most images I see at camera clubs, represented by the bland tomato-soup-orange with no tones or other uniqueness. Others manage to break out of the pod and set themselves free to truly discover their own inner personal journey. Those peas are not afraid of what others think and roll along as individuals - represented by the peas rolling around amongst the cameras, etc.). Sometimes other peas who try hard, but just don't quite make it, simply get eaten up, the knife and fork as a reminder of what happens if they allow themselves to succumb to the relentless criticism of others safe and sound back in the bland soup! As I see it, we all have a choice regarding the creative path we take, but we also all have comfort levels, and normally there is a balance and it is usually one where an inner comfort level wins out ... and if you are a pea feeling out of place, then you have to be one pretty secure pea ... because you are out of place anywhere else except in the pod, in the soup, or on the dinner plate!

Brian is an active and challenging member of the Langley Camera Club.

**Art is meant to challenge and upset us...**

**Advertising is meant to reassure us.**



# Tamron's Vibration Compensation — Blur-Stopping Power

With No Annoying Motion Delay In Your Viewfinder!



Camera shake can ruin your photos, particularly at telephoto or in low light. Tamron's state-of-the-art Vibration Compensation mechanism incorporated into the award-winning 28-300mm zoom gives you blur-free hand-held images for incredible results—even when panning! Tamron VC—Finally, the technology you need in the lens you want.

**28-300mm F/3.5-6.3 Di VC** new

Model **A20** For Canon and Nikon



Digitally Integrated Design



Vibration Compensation Mechanism

Tamron - Manufacturer of precise and sophisticated optical products for a broad range of industries.

TAMRON PRODUCTS MARKETED AND DISTRIBUTED IN CANADA BY  
AMPLUS FOTO [www.amplus.com](http://www.amplus.com)

**TAMRON**  
New eyes for industry



## Foul Weather Help

*Ursula Easterbrook*

Now that Winter is approaching, we can expect to get into one of my favourite photographic periods: the moody days of fog, rain and maybe snow (but that is another topic!). Camera equipment in general - and digital ones in particular - do not mix well with water. One single drop finding its way through can short out a circuit board and make your camera *kaput!* Protect your camera gear from foul weather by using a little common sense - and these tips.

1. Never leave home without a disposable plastic rain poncho, big plastic bag or umbrella. Plastic takes up very little space, weighs very little and is inexpensive. Take several and keep one in your car, one in your backpack and one in your gadget bag. You can, of course, buy an expensive “raincoat” specifically made for your lens and/or camera – but you won’t be able to use it to lie on to keep dry yourself!

2. Absorbent towels are handy to sop up moisture – even a diaper will do! Make sure you cover the whole camera and lens and frequently check for moisture under the towel and drops on your lens surface. Cover the towel with your plastic sheet to keep it dry longer.

3. Don’t drop it in the water (or snow). Your chances of reviving a “drowned” digital camera are mighty slim, but here are a few things you can do to improve your odds.

- a) Quickly wrap the camera in an absorbent cloth – and get to a dry place fast, eg. your car. Completely dry the outside with a paper towel or absorbent cloth, and then remove the batteries and memory card (film).
- b) Hold the equipment directly in a **cool** ((no heat) stream of your vehicle’s air conditioning vent or hairdryer for at least 15 minutes. As soon as possible, seal the camera in a large plastic bag that contains sealed packets of silica gel (a drying agent available at some larger hardware stores) and leave it for at least 24 hours. Do not use loose silica gel—the dust will ruin your sensor. OR – take it to your nearest camera repair place!
- c) Always have your camera strap securely around your neck, then it can’t fall into the drink! You can even use it to stabilize your camera in lieu of a tripod!

4. If in doubt: there are excellent, inexpensive, all-weather, single-use cameras. You can have your film developed and the images burned to a Picture CD.

Don’t stop your photography just because the weather is bad – some of the most creative photos can be made in it! Sometimes even from inside your home or vehicle! Just be prepared!

*Photo JTTse*





## Yu Wai Shing

*jt Tse MCAPA, FRPS*

Every year, the Chinese Photographic Association of Hong Kong, one of the international well-known photo clubs, holds an International Salon. In 2007

Mr. Yu Wai Shing FRPS submitted 4 images of horses. He got the highest total score and thus was awarded Best set in Monochrome. One of the images was also awarded the Bronze Medal. Wai Shing is an outstanding photographer living in Vancouver. His dark room skill is well-known. He helps others to learn photography without any reservation. So friends address him as Master, but he doesn't like it, although he is deserving of the title. Wai Shing is a rare species: he still uses film cameras. He uses digital camera only for candid shots. He has nothing against digital shooting; however, he prefers to use his own hands in completing a print in his dark room. Recently, he and his wife Estella are travelling a lot more, to see this wonderful world. At present Wai Shing is a member of the Art Photo Club of Vancouver and the Chung Ai Photographic Society.

Yu Wai Shing will be pleased to answer any questions for participating in the international salons. His contact [waishing@yu1.ca](mailto:waishing@yu1.ca)

## **CAMTEX CAMERA & INSTRUMENTS SERVICES (1989) INC.**

*Authorized service centre  
for Hasselblad and Mamiya*



**WE SERVICE ALL MAKES  
DIGITAL CAMERAS, VIDEO  
CAMERAS, VCR'S, PROJECTORS,  
STILL CAMERAS AND LENSES.**

**PH: 604-734-0242    FAX: 604-734-7301**

**201-1855 BURRARD STREET, VANCOUVER, B.C.**





**Canadian Association for Photographic Art**  
L' Association Canadienne d' Art Photographique

Mail or e-mail completed form to:

CAPA Membership, 1657 Bottriell Way, Orleans, ON, K4A 1W1  
Phone: 1-613-841-0566; e-mail: membership@capacanada.ca

**Application for Membership (please print clearly)**

New \_\_\_\_\_ Renewal \_\_\_\_\_ # \_\_\_\_\_

Name(s) \_\_\_\_\_

\_\_\_\_\_ Phone ( ) \_\_\_\_\_

Address \_\_\_\_\_

City \_\_\_\_\_ Prov. \_\_\_\_\_ PostCode \_\_\_\_\_

e-mail \_\_\_\_\_ Club Affiliation \_\_\_\_\_

Membership is for 12 months and includes 4 issues of Canadian Camera Magazine. BC/Yukon/Wa members also receive 4 issues of Pacific Zone News. GST included - #119051415

Individual	\$55.00*	\$ _____
Family (2 people, same address)	\$70.00*	\$ _____
US/International**	\$65.00*	\$ _____
Student*	\$25.00*	\$ _____

**Total enclosed (CDN\$)** \$ \_\_\_\_\_

\* Discounts apply for prepaid 2 or 3-year membership. Contact membership for rates.

\*\* Includes Airmail surcharge.

*Club and school memberships are available. Please phone for more information.*

Please make cheque payable to: **Canadian Association for Photographic Art**

Visa/MC# \_\_\_\_\_ Exp date \_\_\_\_\_

Signature \_\_\_\_\_ (if paying by credit card)

Credit card services also available on-line ([www.capacanada.ca](http://www.capacanada.ca))

Referred by: \_\_\_\_\_ CAPA# \_\_\_\_\_